



Dec. 23, 2023 | 1:30 P.M.
ALBERTSONS STADIUM



VS.





A Special Thanks To...

Ag West Farm Credit

BCVB

Bogus Basin Ski Resort

Boise Sports Talk

Cable One

Caldwell Transportation

Courtyard by Marriott

Cumulus Broadcasting LLC

Dykman Electrical

Dynamic Pricing Partners

ESPN

FitOne

The Grove Hotel

Holiday Motor Coach

Hotel 43

Idaho Central Credit Union

Idaho Potato Commission

IVI Industrial Ventilation, Inc.

J.R. Simplot

KTVB News Channel 7

Lamar Outdoor Advertising

Mountain West

National Football Foundation

Reyco

The Riverside Hotel

Section 37 Axe Throwing

SERVPRO

Sparklight

Springhill Suites, Boise Parkcenter

St. Luke's

Stein Distributing

Sun Belt Conference

Swire Coca-Cola

Teton Valley Brands

West Ada School District

Zions Bank



TABLE OF CONTENTS

Media Information.....2
 2023-24 Bowl Schedule.....3
 National Rankings4
 History/Records.....5-16
 Boise, Idaho.....17-18
 Boise State University Campus Map.....19

BOWL STAFF

Danielle Brazil.....Executive Director
 Katy Murphree.....Events Coordinator
 Craig Lawson.....Media Relations Coordinator
 Sydney Bruner.....Marketing & Events Assistant
 Mailing Address.....1109 Main Street, Suite 250
Boise, ID 83702
 Phone.....(208) 424-1011
 Fax.....(208) 424-1121
 Website.....famousidahopotatobowl.com

Pairings.....Sun Belt Conference vs.
Mountain West

OFFICIALS

Conference.....MAC
 Referee.....Jeremy Valentine
 Umpire.....William Steinke
 Head Line Judge.....Michael Lowenberg
 Line Judge.....Samuel Mattaway
 Field Judge.....Pat Dolphin
 Side Judge.....Jen Berke
 Back Judge.....Damon Wilcox
 Center Judge.....Anthony Romano
 Alternate.....Matt Packowski
 Replay.....Keith Zirbel
 Communicator.....Dennis Jackson

TV/RADIO COVERAGE

Television Network.....ESPN
 Play-by-Play.....Chris Cotter
 Analyst.....Mark Herzlich
 Sideline.....Morgan Uber
 Radio Network.....ESPN Radio
 Play-by-Play.....Clay Matvik
 Analyst.....Dave Steckel

FACILITY INFORMATION

Stadium.....Albertsons Stadium (36,363 Capacity)
Boise, Idaho
 Playing Surface.....Blue FieldTurf

GAME INFORMATION

Official Title:.....Famous Idaho Potato Bowl
 Game Date.....Saturday, Dec. 23, 2023
 Game Time (MT).....1:30 p.m.
 Founded:.....December 28, 1997
 Title Sponsor:.....Idaho Potato Commission
 Presented By:.....Simplot

CHAIRMAN'S COUNCIL

Carl Arriola.....PortaPros/ABC Sanitation
 Lisa Atkinson.....Zions Bank
 Randy Bauscher.....B&H Farming
 Gene Bleymaier.....Retired
 Jeff Cilek.....St. Luke's
 Max Corbet.....Retired (Boise State Athletics)
 Ryan Eaton.....United Rentals
 Josh Jordan.....Simplot
 Brian King.....RBC Wealth Management
 Shelby Lindley.....ICCU
 Mike Machurek.....IVI
 Kevin McDonald.....Retired (FIPB)
 Bryan Mooney.....Retired (MWI)
 Bryan Norby.....YMC Mechanical Contractor Inc.
 Kent Riddle.....Retired (Boise State Football)
 Jeff Russell.....Sunny Days Entertainment
 Joel Schneider.....Happy Teriyaki & ID43 Creative)
 Brian Scott.....Retired (Reyco)
 Mahmood Sheikh.....University of Idaho
 Jon Shepherd.....Northwest Petroleum Services
 Travis Smith.....Swire Coca-Cola
 Brandy Stemmler.....loanDepot
 Duane Stueckle.....Retired
 Dave Wali.....Gardner Company
 Carrie Westergard.....BCVB



CREDENTIAL POLICY

The Famous Idaho Potato Bowl credential policy is designed to best allocate credentials in order to maximize coverage in a safe, professional working environment. Unfortunately, it is not possible to accommodate all requests.

Preference will be given to media who cover all home and away games of the Mountain West and Sun Belt Conference teams playing in this year's game, as well as Idaho media who routinely cover events on the Famous Idaho Potato Bowl's year-long calendar.

Media that cover only home games of either of the two schools will receive next priority. As a general rule, if either school hasn't granted credentials to a media outlet for multiple games during the regular season, they will not be granted credentials for the Famous Idaho Potato Bowl.

MEDIA GUIDELINES

Credentials can be picked up at the Famous Idaho Potato Bowl Media Room located in the Allen Noble Hall of Fame at the southwest corner of Albertsons Stadium Friday, Dec. 22, from 11 a.m. until 5:30 p.m. Credentials will be available on gameday at Media Will Call, located at the ticket office on the west side of Albertsons Stadium. To arrange a different pickup time, please contact Craig Lawson

Postgame Press Conferences

Postgame press conferences will take place in the Allen Noble Hall of Fame, following the on-field trophy presentation. The losing team will go first, followed by the winning team. Each school will be represented by its head coach and select student-athletes. After the two press conferences, media may request additional interviews through each school's media relations staff.

Press Box in Albertsons Stadium

The west side is the location of the Paul J. Schneider Press Box on the sixth floor of the Stueckle Sky Center. The elevator in the North Tower and is marked #5. You must have your press pass before entering the elevator. A meal will be served for the media on game day on the sixth floor - Media Level. (Passes are available for pick-up at the Allen Noble Hall of Fame Gallery beginning Thursday of Bowl week and on game day).

Sidelines

Photographers are reminded to not shoot inside the team bench areas. Stadium passes are non-transferable. No children under the age of 14 are allowed on the sidelines for the safety of the fans and participants. No live video transmission is allowed from inside the stadium on game day.

MEDIA SCHEDULE

FRIDAY, DEC. 22

- 11 a.m. - Credential Pickup Begins
- 11 a.m. - Media Center Opens
- 11:30 a.m. - Utah State Practice
- 1:45 p.m. - Utah State Press Conference
- 2:30 p.m. - Georgia State Press Conference
- 3:30 p.m. - Georgia State Practice
- 5:30 p.m. - Media Center Closes
- 6 p.m. - Mash Bash (Grove Plaza)

SATURDAY, DEC. 23

- 10:30 a.m. - Tent Village & Fan Fest Opens
- 10:30 a.m. - Sky Center & Press Box Opens
- Noon - Stadium Gates Open
- 1:30 p.m. - Kickoff
- Postgame - Trophy Presentation
- Postgame - Press Conferences
 - Losing Team Press Conference
 - Winning Team Press Conference

For more information contact:

Craig Lawson

Famous Idaho Potato Bowl Media Relations Contact

Cell: 509-432-9063

idahopotatobowlmedia@gmail.com

Katy Murphree

Famous Idaho Potato Bowl Events Coordinator

Cell: 270-776-3220

katy.a.murphree@espn.com

Game Operations Assistance Provided by:

Garrett Ton

Boise State University

Cell: 208-509-2142

garrettton@boisestate.edu



DATE	BOWL (FBS)	LOCATION	TEAMS	TV
Dec. 16	Myrtle Beach Bowl	Conway, S.C.	Georgia Southern vs. Ohio	ESPN
Dec. 16	R+L Carriers New Orleans Bowl	New Orleans, La.	Jacksonville State vs. Louisiana	ESPN
Dec. 16	Avocados From Mexico Cure Bowl	Orlando, Fla.	Appalachian State vs. Miami (Ohio)	ABC
Dec. 16	Isleta New Mexico Bowl	Albuquerque, N.M.	Fresno State vs. New Mexico State	ESPN
Dec. 16	Starco Brands LA Bowl Hosted by Gronk	Inglewood, Calif.	Boise State vs. UCLA	ABC
Dec. 16	Radiance Technologies Independence Bowl	Shreveport, La.	California vs. Texas Tech	ESPN
Dec. 18	Famous Toastery Bowl	Charlotte, N.C.	Old Dominion vs. Western Kentucky	ESPN
Dec. 19	Scooter's Coffee Frisco Bowl	Frisco, Texas	Marshall vs. UTSA	ESPN
Dec. 21	RoofClaim.com Boca Raton Bowl	Boca Raton, Fla.	Syracuse vs. USF	ESPN
Dec. 22	Union Home Mortgage Gasparilla Bowl	Tampa, Fla.	Georgia Tech vs. UCF	ESPN
Dec. 23	Birmingham Bowl	Birmingham, Ala.	Duke vs. Troy	ABC
Dec. 23	Camellia Bowl	Montgomery, Ala.	Arkansas State vs. Northern Illinois	ESPN
Dec. 23	Lockheed Martin Armed Forces Bowl	Fort Worth, Texas	Air Force vs. James Madison	ABC
Dec. 20	Famous Idaho Potato Bowl	Boise, Idaho	Georgia State vs. Utah State	ESPN
Dec. 23	68 Ventures Bowl	Mobile, Ala.	South Alabama vs. Eastern Michigan	ESPN
Dec. 23	SRS Distribution Las Vegas Bowl	Las Vegas, Nev.	Northwestern vs. Utah	ABC
Dec. 23	EasyPost Hawai'i Bowl	Honolulu, Hawai'i	Coastal Carolina vs. San Jose State	ESPN
Dec. 26	Quick Lane Bowl	Detroit, Mich.	Bowling Green vs. Minnesota	ESPN
Dec. 26	SERVPRO First Responder Bowl	Dallas, Texas	Rice vs. Texas State	ESPN
Dec. 27	Guaranteed Rate Bowl	Phoenix, Ariz.	Kansas vs. UNLV	ESPN
Dec. 27	Military Bowl Presented by GoBowling.com	Annapolis, Md.	Tulane vs. Virginia Tech	ESPN
Dec. 27	Duke's Mayo Bowl	Charlotte, N.C.	North Carolina vs. West Virginia	ESPN
Dec. 27	DirecTV Holiday Bowl	San Diego, Calif.	Louisville vs. USC	FOX
Dec. 27	TaxAct Texas Bowl	Houston, Texas	Texas A&M vs. Oklahoma State	ESPN
Dec. 28	Wasabi Fenway Bowl	Boston, Mass.	Boston College vs. SMU	ESPN
Dec. 28	Bad Boy Mowers Pinstripe Bowl	Bronx, N.Y.	Miami (Fla.) vs. Rutgers	ESPN
Dec. 28	Pop-Tarts Bowl	Orlando, Fla.	Kansas State vs. N.C. State	ESPN
Dec. 28	Valero Alamo Bowl	San Antonio, Texas	Arizona vs. Oklahoma	ESPN
Dec. 29	TaxSlayer Gator Bowl	Jacksonville, Fla.	Clemson vs. Kentucky	ESPN
Dec. 29	Tony the Tiger Sun Bowl	El Paso, Texas	Notre Dame vs. Oregon State	CBS
Dec. 29	AutoZone Liberty Bowl	Memphis, Tenn.	Iowa State at Memphis	ESPN
Dec. 29	Goodyear Cotton Bowl Classic	Arlington, Texas	Missouri vs. Ohio State	ESPN
Dec. 30	Chick-fil-A Peach Bowl	Atlanta, Ga.	Mississippi vs. Penn State	ESPN
Dec. 30	TransPerfect Music City Bowl	Nashville, Tenn.	Auburn vs. Maryland	ABC
Dec. 30	Capital One Orange Bowl	Miami Gardens, Fla.	Florida State vs. Georgia	ESPN
Dec. 30	Barstool Sports Arizona Bowl	Tucson, Ariz.	Toledo vs. Wyoming	The CW
Jan. 1	ReliaQuest Bowl	Tampa, Fla.	Kentucky vs. Wisconsin	ESPN2
Jan. 1	Vrbo Fiesta Bowl	Glendale, Ariz.	Liberty vs. Oregon	ESPN
Jan. 1	Cheez-It Citrus Bowl	Orlando, Fla.	Iowa vs. Tennessee	ABC
Jan. 1	Rose Bowl Game Presented by Prudential	Pasadena, Calif.	Alabama vs. Michigan (CFP Semifinal)	ESPN
Jan. 1	Allstate Sugar Bowl	New Orleans, La.	Texas vs. Washington (CFP Semifinal)	ESPN
Jan. 8	CFP National Championship	Houston, Texas	TBD vs. TBD	ESPN

**COLLEGE FOOTBALL PLAYOFF***(Week 15)*

RK.	SCHOOL	RECORD
1	Michigan	13-0
2	Washington	13-0
3	Texas	12-1
4	Alabama	12-1
5	Florida State	13-0
6	Georgia	12-1
7	Ohio State	11-1
8	Oregon	11-2
9	Missouri	10-2
10	Penn State	10-2
11	Mississippi	10-2
12	Oklahoma	10-2
13	LSU	9-3
14	Arizona	9-3
15	Louisville	10-3
16	Notre Dame	9-3
17	Iowa	10-3
18	N.C. State	9-3
19	Oregon State	8-4
20	Oklahoma State	9-4
21	Tennessee	8-4
22	Clemson	8-4
23	Liberty	13-0
24	SMU	11-2
25	Kansas State	8-4

ASSOCIATED PRESS*(Week 15)*

RK.	SCHOOL	RECORD
1	Michigan	13-0
2	Washington	13-0
3	Texas	12-1
4	Florida State	13-0
5	Alabama	12-1
6	Georgia	12-1
7	Ohio State	11-1
8	Oregon	11-2
9	Missouri	10-2
10	Penn State	10-2
11	Mississippi	10-2
12	Oklahoma	10-2
13	LSU	9-3
14	Arizona	9-3
15	Notre Dame	9-3
16	Louisville	10-3
17	SMU	11-2
18	Liberty	13-0
19	N.C. State	9-3
20	Iowa	10-3
21	Oregon State	8-4
22	Oklahoma State	9-4
23	Tulane	11-2
24	James Madison	11-1
25	Tennessee	8-4

AFCA COACHES*(Week 15)*

RK.	SCHOOL	RECORD
1	Michigan	13-0
2	Washington	13-0
3	Florida State	13-0
4	Alabama	12-1
	Texas	12-1
6	Georgia	12-1
7	Ohio State	11-1
8	Oregon	11-2
9	Missouri	10-2
10	Penn State	10-2
11	Mississippi	10-2
12	Oklahoma	10-2
13	LSU	9-3
14	Arizona	9-3
15	Louisville	10-3
16	Notre Dame	9-3
17	Iowa	10-3
18	N.C. State	9-3
19	SMU	11-2
20	Liberty	13-0
21	Oklahoma State	9-4
22	Oregon State	8-4
23	Tennessee	8-4
24	Tulane	11-2
25	James Madison	11-1



COMPOSITE GAME HISTORY

Date	Teams	Kickoff Time	Attendance	Network	Rating
<i>Famous Idaho Potato Bowl</i>					
12/20/2022	Eastern Michigan (MAC) 41, San Jose State (MW) 27	1:30 p.m.	10,122	ESPN/ESPN3	0.7
12/21/2021	Wyoming 52 (MW), Kent State (MAC) 38	1:30 p.m.	10,217	ESPN/ESPN3	0.8
12/22/2020	Nevada 38 (MW), Tulane (AAC) 27	1:30 p.m.	0	ESPN/ESPN3	0.6
1/3/2020	Ohio 30 (MAC), Nevada (MW) 21	1:30 p.m.	13,611	ESPN/ESPN3	0.9
12/21/2018	BYU (ind.) 49, Western Michigan (MAC) 18	2 p.m.	18,711	ESPN/ESPN3	0.9
12/22/2017	Wyoming (MW) 37, Central Michigan (MAC) 14	2 p.m.	16,512	ESPN/ESPN3	0.8
12/22/2016	Idaho (Sun Belt) 61, Colorado State (MW) 50	5 p.m.	24,975	ESPN/ESPN3	0.7
12/22/2015	Akron (MAC) 23, Utah State (MW) 21	1:30 p.m.	18,876	ESPN/ESPN3	1.0
12/20/2014	Air Force (MW) 38, Western Michigan (MAC) 24	3:45 p.m.	18,223	ESPN/ESPN3	0.9
12/21/2013	San Diego State (MW) 49, Buffalo (MAC) 24	3:30 p.m.	21,951	ESPN/ESPN3	1.4
12/15/2012	Utah State (WAC) 41, Toledo (MAC) 15	2:30 p.m.	29,243	ESPN/ESPN3	1.9
12/17/2011	Ohio (MAC) 24, Utah State (WAC) 23	3:30 p.m.	28,076	ESPN/ESPN3	1.7
<i>uDrove Humanitarian Bowl</i>					
12/18/2010	Northern Illinois (MAC) 40, Fresno State (WAC) 17	3:30 p.m.	25,449	ESPN/ESPN3.com	1.8
<i>Roady's Humanitarian Bowl</i>					
12/30/2009	Idaho (WAC) 43, Bowling Green (MAC) 42	2:30 p.m.	26,726	ESPN	2.39
12/30/2008	Maryland (ACC) 42, Nevada (WAC) 35	2:30 p.m.	26,781	ESPN2	2.40
12/31/2007	Fresno State (WAC) 40, Georgia Tech (ACC) 28	12 p.m.	27,062	ESPN2	0.77
<i>MPC Computers Bowl</i>					
12/31/2006	Miami, Fla. (ACC) 21, Nevada (WAC) 20	5:30 p.m.	28,652	ESPN	1.63
12/28/2005	Boston College (ACC) 27, Boise State (WAC) 21	2:30 p.m.	30,493	ESPN	2.33
12/27/2004	Fresno State (WAC) 37, Virginia (ACC) 34 (OT)	12 p.m.	28,516	ESPN	1.7
<i>Humanitarian Bowl</i>					
1/3/2004	Georgia Tech (ACC) 52, Tulsa (WAC) 10	10 a.m.	23,118	ESPN	2.09
12/31/2002	Boise State (WAC) 34, Iowa State (Big 12) 16	10 a.m.	30,446	ESPN	1.83
12/31/2001	Clemson (ACC) 49, Louisiana Tech (WAC) 24	10:30 a.m.	23,472	ESPN	2.04
12/28/2000	Boise State (Big West) 38, UTEP (CUSA) 23	11:30 a.m.	26,203	ESPN2	1.1
12/30/1999	Boise State (Big West) 34, Louisville (CUSA) 31	1 p.m.	29,283	ESPN2	1.6
12/30/1998	Idaho (Big West) 42, Southern Mississippi (CUSA) 35	1 p.m.	19,664	ESPN2	1.1
12/29/1997	Cincinnati (CUSA) 35, Utah State (Big West) 19	1:30 p.m.	16,131	ESPN2	0.77

RANKED TEAMS

Date	Team	AP	Coaches	BCS
12/15/12.....	Utah State	18.....	20	22
12/28/05.....	Boston College.....	18.....	17	21
12/27/04.....	Virginia	18.....	18	--
12/31/02.....	Boise State.....	15.....	15	--


2022: Dec. 20, 2022 – Eastern Michigan 41, San Jose State 27

Score by Period	1	2	3	4	Final
Eastern Michigan	9	21	11	0	41
San Jose State	13	0	7	7	27

Eastern Michigan erased an early 13-point deficit, scoring a quartet of touchdowns in the first half, en route to defeating San Jose State 41-27. The Eagles spotted the Spartans a 13-0 lead and then ripped off 33-straight points to build a 20-point advantage in the third quarter. Following San Jose State's second first-quarter touchdown, EMU's Sterling Miles blocked the Spartans' PAT and Tristan Hines returned the ball 87 yards for two points. Down 13-2, the Eagles engineered four touchdown drives before intermission, including a bowl-record 96-yard march that spanned 13 plays and concluded with a 1-yard pass from Taylor Powell to Taylor Lassiter. Two of EMU's scoring series were set up via an interception. Samson Evans punched in a pair of touchdowns on the ground in the opening half. San Jose State's Chevan Cordeiro finished 26-of-44 for 366 yards and three scores. He added a rushing touchdown as well.

Attendance: 10,122

2021: Dec. 21, 2021 – Wyoming 52, Kent State 38

Score by Period	1	2	3	4	Final
Kent State	14	10	0	14	38
Wyoming	7	14	14	7	52

Wyoming quarterback Levi Williams rushed for 200 yards and four touchdowns and the Cowboys defeated Kent State 52-38. Williams tied FIPB records for touchdowns rushing and touchdowns responsible for (five) as he added a touchdown pass. His 200 yards on the ground are fourth most in FIPB history and tied for fifth by a quarterback in any bowl game. He was named the game's Most Valuable Player. Kent State set an FIPB record with 656 total yards. Marquez Cooper (125 yards) and Bryan Bradford (109) each eclipsed the century mark on the ground while Cephas (116 yards on fourth catches) and Nykeim Johnson (seven receptions for 101 yards) each had 100-yard receiving games. The teams combined for 723 yards rushing, sixth most all-time in a bowl game. Wyoming trailed 17-7 in the second quarter when Williams dashed 50 yards for a score and connected on a 42-yard passing touchdown to take the lead. Kent State went back on top with just 24 seconds left before halftime. The Cowboys took command in the third quarter as Williams and Xazvian Valladay each scored on the ground. Williams delivered the knockout punch with an 80-yard jaunt at 12:49 of the fourth quarter.

Attendance: 10,217

2020: Dec. 22, 2020 – Nevada 38, Tulane 27

Score by Period	1	2	3	4	Final
Tulane	0	7	13	7	27
Nevada	6	20	0	12	38

Nevada quarterback Carson Strong matched a Famous Idaho Potato Bowl record with five touchdown passes to cap his Mountain West Offensive MVP season and lead Nevada past Tulane, 38-27. Strong tossed three scores in the first 18 minutes as the Wolf Pack claimed a 19-0 lead and never looked back. The Wolf Pack led 26-7 at halftime, but Tulane outscored Nevada 13-0 in the third quarter to make it a one-score game. An interception gave the ball back to Strong, who took advantage three plays later, connecting with tight end Cole Turner for the second time in the game. Strong threw for his record-tying fifth touchdown with 4:19 to play, this time a 21-yard hook up with Jamaal Bell, to put Nevada in control at 38-20.

Attendance: 0 (COVID-19 Pandemic)

2019: Jan. 3, 2020 – Ohio 30, Nevada 21

Score by Period	1	2	3	4	Final
Ohio	3	17	10	0	30
Nevada	3	6	0	12	21

Ohio quarterback Nathan Rourke rushed for 87 yards and a touchdown and added 144 yards through the air to lead the Bobcats to a 30-21 victory over Nevada in the 2019 Famous Idaho Potato Bowl. Rourke was named the game's Most Valuable Player as Ohio (7-6) won a bowl game for the third-straight season. De'Montre Tuggle added 97 yards and a touchdown on the ground as the Bobcats racked up 285 yards rushing. Ohio built a 30-9 lead after three quarters and withstood a comeback attempt by the Wolf Pack (7-6). Ilyaas Motley's breakup of a fourth-down pass with 1:47 left sealed the victory for the Bobcats.

Attendance: 13,611

2018: Dec. 21, 2018 – BYU 49, Western Michigan 18

Score by Period	1	2	3	4	Final
Western Michigan	0	10	0	8	18
BYU	7	0	28	14	49

Zach Wilson put on a historic performance to lead BYU (7-6) to a 49-18 victory over Western Michigan (7-6) in the 2018 Famous Idaho Potato Bowl. Wilson became just the fourth freshman to earn Most Valuable Player honors in the game's 21-year history, throwing a perfect 18-for-18 for 317 yards and four touchdowns. Down by three at the half, the Cougars came back strong on defense, holding the Broncos scoreless while BYU's offense went on a 35-0 run. The Cougar's defensive front was lead by senior linebacker, Sione Takitaki, who finished with a career-high 19 tackles, just one shy of the Potato Bowl record.

Attendance: 18,711



2017: Dec. 22, 2017 – Wyoming 37, Central Michigan 14

Score by Period	1	2	3	4	Final
Central Michigan	7	0	7	0	14
Wyoming	21	6	3	7	37

Wyoming's defense and quarterback Josh Allen put on a show in the 2017 Famous Idaho Potato Bowl, as the Cowboys (8-5) defeated Central Michigan (8-5), 37-14. Allen, who was named the game's MVP, set the tone early with three touchdown passes in the first quarter, totaling 21 points for Wyoming and setting a Potato Bowl record for most points in the first quarter. Allen finished the game 11-of-19 passing, with 154 yards and three touchdowns. After a CMU touchdown late in the third quarter made it a two-possession game, Wyoming's defense sealed the victory with a defensive touchdown in the fourth quarter. The Cowboy defense forced eight turnovers on the day, another bowl record, and held the Chippewas to just 18 yards rushing.

Attendance: 16,512

2016: Dec. 22, 2016 – Idaho 61, Colorado State 50

Score by Period	1	2	3	4	Final
Idaho	0	20	21	20	61
Colorado State	0	7	7	36	50

After taking a commanding 41-7 lead late into the third quarter, Idaho held off a late charge from a tenacious Colorado State team for a 61-50 victory. Vandals junior quarterback Matt Linehan was named FIPB Most Valuable Player after passing for 381 yards and four touchdowns, and running for another score. Idaho (9-4) set FIPB records for points (61) and total offense (606 yards), while CSU (7-6) settled for the second-most yards (600) and third-most points (50) in the bowl's 20-year history. It is just the third bowl game in college football history both teams eclipsed 600 yards of total offense and the 1,206 combined yards are the sixth most in a bowl game. After posting the only scoreless first quarter in FIPB history, both teams exploded with big play after big play. Four touchdowns came on receptions longer than 50 yards, including two of the five longest plays from scrimmage in FIPB history.

Attendance: 24,975

2015: Dec. 22, 2015 – Akron 23, Utah State 21

Score by Period	1	2	3	4	Final
Akron	7	6	7	3	23
Utah State	0	7	7	7	21

Led by defense and special teams, Akron earned its first FBS bowl victory in program history over Utah State, 23-21. Senior kicker Robert Stein was a perfect 3-of-3 on the day, connecting on 33-, 29- and 46-yard field goals, earning him Most Valuable Player accolades. Jatavis Brown recorded eight tackles along with 1 ½ sacks, 2 ½ tackles for loss. The senior also forced a critical fumble that led to a scoring drive late in the third quarter, giving the Zips a lead they would not relinquish. Aggies quarterbacks Chuckie Keeton and Kent Myers combined for 28-of-45 passing for 232 yards and three touchdowns, while Akron's Thomas Woodson was 14-of-29 for 168 yards. Andrew Pratt set a career high with nine receptions for 94 yards to lead the Zips. Hunter Sharp led Utah State with 11 catches for 91 yards, while Devante Mays covered the ground game with 124 yards on 12 carries. Woodson rushed for 47 yards to lead Akron.

Attendance: 18,876

2014: Dec. 22, 2014 – Air Force 38, Western Michigan 24

Score by Period	1	2	3	4	Final
Western Michigan	3	7	0	14	24
Air Force	6	14	3	15	38

The Air Force Academy used a 284-yard effort on the ground to lead them to a 38-24 winover Western Michigan University, the Falcons' first bowl win since 2010. Sophomore running back Shayne Davern rushed for 101-yards and two touchdowns on 12 carries, earning him Most Valuable Player honors for the Air Force Academy. Sophomore D.J. Johnson added 83-yards and one touchdown, while junior Devin Rushing added another scoring run in his 25-yards carried. Quarterback Kale Pearson registered five completions on nine attempts for 77-yards on the night. Sophomore linebacker. Western Michigan sophomore wide receiver Corey Davis earned the MVP nod for his team after catching eight passes for 176-yards and three touchdowns. Sophomore Daniel Braverman pulled in seven receptions for 85-yards, while sophomore Zach Terrell connected on 19 of his 38 attempts notching 297-yards and three touchdown passes.

Attendance: 18,223

2013: Dec. 21, 2013 – San Diego State 49, Buffalo 24

Score by Period	1	2	3	4	Final
Buffalo	0	10	0	14	24
San Diego State	7	21	14	7	49

The San Diego State Aztecs used the second and third quarters to post 35 total points, putting them out of reach in a 49-24 win over the University at Buffalo Bulls in the 2013 Famous Idaho Potato Bowl. Fueled by two Buffalo turnovers, the Aztecs capitalized on a five-minute period spanning from the end of the first half to the start of the second half to post 21 unanswered points. SDSU's running back Adam Muema ran for 230 yards and three touchdowns, earning the Most Valuable Player honor for the Aztecs, while teammate Quinn Kaehler (QB) notched 211 yards and two touchdown passes on a 15 of 28 effort, and added his first rushing touchdown of the season. Buffalo's Branden Oliver was named the team MVP after rushing 114 yards on 28 carries, as well as 22 yards with three receptions, one good for



a touchdown. Quarterback Joe Licata added three touchdown passes and a 13 of 30 for 196 yard effort on the night.

Attendance: 21,951

2012: Dec. 15, 2012 – Utah State 41, Toledo 15

<u>Score by Period</u>	<u>1</u>	<u>2</u>	<u>3</u>	<u>4</u>	<u>Final</u>
Toledo	3	3	0	9	15
Utah State	7	3	3	28	41

The No. 22 Utah State Aggies capitalized on a 28-point fourth quarter to top the Toledo Rockets, 41-15, to win the 2012 Famous Idaho Potato Bowl. Both teams relied heavily on their kickers early in the game with Utah State earning the only touchdown in a 13-6 game after the first three quarters. Toledo kicker Jeremiah Detmer hit a field goal in the middle of the fourth-quarter, followed by three-straight touchdowns for Utah State running back Kerwynn Williams. Toledo's Bernard Reedy narrowed the margin with an 87-yard kickoff return, but USU's Joe Hill ran in for a touchdown in the final minutes to seal the 41-15 Aggie win. Williams was named the Most Valuable Player for Utah State, totaling 269-all-purpose yards, including three rushing touchdowns and 242-yards on the ground. Reedy garnered Toledo's team MVP honor after totaling 309-all-purpose yards and 192-yards in kickoff returns.

Attendance: 29,243

2011: Dec. 17, 2011 – Ohio 24, Utah State 23

<u>Score by Period</u>	<u>1</u>	<u>2</u>	<u>3</u>	<u>4</u>	<u>Final</u>
Ohio	0	7	10	7	24
Utah State	9	0	14	0	23

The Ohio University Bobcats overcame a 13-point deficit in the final seconds of the game to defeat the Utah State Aggies en route to winning the 2011 Famous Idaho Potato Bowl. Utah State led 9-7 at the half before rallying to a 23-17 third quarter lead behind the rushing of Michael Smith. Smith finished the game with 157 yards and two touchdowns to earn team MVP honors. Ohio quarterback Tyler Tettleton completed 19 of 26 passes for 220 yards and two touchdowns, as well as a dive into the end zone in the final 13 seconds of the game to give Ohio the win. Although Tettleton was a key player, Ohio receiver LaVon Brazill was named the team MVP, catching eight passes for 108 yards and scoring one touchdown.

Attendance: 28,076

2010: Dec. 18, 2010 – Northern Illinois 40, Fresno State 17

<u>Score by Period</u>	<u>1</u>	<u>2</u>	<u>3</u>	<u>4</u>	<u>Final</u>
Northern Illinois	6	17	10	7	40
Fresno State	7	3	0	7	17

Northern Illinois trailed 7-0 early, but scored on seven-consecutive drives to go on a 40-3 run and put away Fresno State. NIU quarterback Chandler Harnish ran for two touchdowns and threw for another in the final 18 minutes of the first half as the Huskies took control of the game heading into the locker room. Harnish was named NIU's game MVP, finishing with 300 yard passing and 72 rushing. Chad Spann also scored twice on the ground. Fresno State's MVP, Jamel Hamler, caught seven balls for 87 yards and a touchdown before leaving in the third quarter.

Attendance: 25,449

2009: Dec. 30, 2009 – Idaho 43, Bowling Green State 42

<u>Score by Period</u>	<u>1</u>	<u>2</u>	<u>3</u>	<u>4</u>	<u>Final</u>
Bowling Green State	14	0	7	21	42
Idaho	7	7	14	15	43

Idaho's game MVP De'Maundray Woolridge rushed for 126 yards and two touchdowns against Bowling Green. Vandal QB Nate Enderle threw for 240 yards and four touchdowns. BGSU's game MVP Freddie Barnes caught 17 passes for 219 yards and three touchdowns. The game was tied at 14 at the half. Idaho won the game with just four seconds left on an Enderle to Max Komar 18-yard touchdown pass and then successfully went for two.

Attendance: 26,726

2008: Dec. 30, 2008 – Maryland 42, Nevada 35

<u>Score by Period:</u>	<u>1</u>	<u>2</u>	<u>3</u>	<u>4</u>	<u>Final</u>
Maryland	13	15	0	14	42
Nevada	14	0	7	14	35

Maryland's Da'Rel Scott rushed for 174 yards and two second half touchdowns to help the Terrapins stay a step ahead of Nevada. The Wolf Pack's Colin Kaepernick threw for 370 yards in Nevada's comeback attempt. Kaepernick also threw three touchdown passes in the game. Maryland led Nevada 28-14 at half time, but Nevada outscored Maryland by one touchdown in the second half. The two teams combined for 940 total yards in the contest. Scott and Kaepernick were each named their teams' MVP's.

Attendance: 26,781



2007: Dec.31, 2007 – Fresno State 40, Georgia Tech 28

Score by Period:	1	2	3	4	Final
Georgia Tech	7	0	14	7	28
Fresno State	3	17	14	6	40

Fresno State’s Tom Brandstater completed 23 of 30 passes for 285 yards and one touchdown and Clifton Smith rushed for 185 yards and two touchdowns as the Bulldogs tallied 571 yards of total offense en route to their second Humanitarian Bowl victory. Jonathan Dwyer led Georgia Tech with two rushing touchdowns but it wasn’t enough to overcome the 27 consecutive points scored by the Bulldogs stretching over three quarters. Brandstater and Dwyer were each named their respective teams MVP’s.

Attendance: 27,062

2006: Dec. 31, 2006 – Miami 21, Nevada 20

Score by Period:	1	2	3	4	Final
Miami	7	7	7	0	21
Nevada	2	9	3	6	20

Miami’s Chavez Grant intercepted a Jeff Rowe pass at the Miami 33 yard line with 18 seconds left to secure a 21-20 win over Nevada in the 2006 MPC Computers Bowl. Miami Quarterback Kirby Freeman completed 11 of 19 passes for 272 yards including two touchdowns. Nevada’s Rowe was 20 of 31 for 192 yards. They were each named their respective teams MVP’s. Miami led Nevada 14-11 at half-time; the Wolf Pack outscored the Hurricane’s 9-7 in the second half.

Attendance: 28,652

2005: Dec. 28, 2005 – Boston College 27, Boise State 21

Score by Period:	1	2	3	4	Final
Boston College	7	17	3	0	27
Boise State	0	0	7	14	21

Boston College’s Matthew Ryan threw three first-half touchdown passes and Ryan Glasper intercepted Boise State’s Jared Zabransky’s pass in the end zone with 37 seconds left as Boston College (9-3) held on for a 27-21 win. The Broncos (9-3) got to 27-21 with 3:51 left after Quinton Jones returned a punt 92 yards for a TD. Jones broke two tackles inside his own 10, broke two more and traversed the field for the longest punt return in the bowl’s history. Quarterbacks Ryan and Zabransky were voted by the media as MVP’s for each team.

Attendance: 30,493

2004: Dec. 27, 2004 - Fresno State 37, Virginia 34 (OT)

Score by Period:	1	2	3	4	OT	Final
Virginia	14	7	3	7	3	34
Fresno State	7	3	7	14	6	37

Paul Pinegar completed 23 of 36 passes for 235 yards without an interception, helping the Bulldogs (9-3) erase a 21-7 second-quarter deficit and notch another win against a big-name team. Pinegar received Fresno State’s MVP honors as voted by the media. Virginia (8-4) quarterback Marques Hagans also had a great game, throwing for 162 yards on 18-of-30 passing with one TD. He ran for 85 yards and a TD, and his team’s best play was often a drop-back pass that morphed into a long scramble. He received the media’s vote for Virginia’s MVP of the game. A crowd of 28,516 watched the game on a clear winter day in the mid-40’s.

Attendance: 28,516

2003: Jan. 3, 2004 - Georgia Tech 52, Tulsa 10

Score by Period:	1	2	3	4	Final
Georgia Tech	7	3	21	21	52
Tulsa	0	3	0	7	10

P.J. Daniels just about made sure Georgia Tech had a seventh-straight winning season all by himself. Daniels ran for 307 yards, the second-highest total in school history, and four touchdowns to lead the Yellow Jackets to a 52-10 rout of Tulsa on a January Saturday afternoon in the Humanitarian Bowl. Tulsa (8-5) closed the regular season on a five-game winning streak for the school’s first bowl berth since 1991, but its bowl appearance was hardly memorable. The Golden Hurricane did not score a touchdown until the fourth quarter and finished with 144 total yards. Tech recovered six Tulsa fumbles, scored six touchdowns in the second half and broke the school bowl record for points. Daniels took home Georgia Tech’s MVP trophy. Tulsa’s MVP went to Cort Moffit.

Attendance: 23,118

2002: Dec. 31, 2002 - Boise State 34, Iowa State 16

Score by Period:	1	2	3	4	Final
Iowa State	3	7	0	6	16
Boise State	0	7	14	13	34

The Boise State defense kept the Cyclones (7-7) in check for most of the game. Iowa State had 275 total yards on offense, and QB Seneca Wallace finished with 83 yards rushing and 107 yards passing while completing 13 of 38 passes. Dinwiddie completed 17-of-32 passes for 160 yards and a touchdown. Boise State senior Billy Wingfield caught a game-best five passes for 64 yards. Wingfield finished



the season with 1,138 yards receiving, breaking the old record of 1,101 set by Kipp Bedard in 1981. Boise State's MVP, Bobby Hammer finished with a career-high 10 tackles, including three tackles for loss. Anthony Forrest was voted Iowa State's MVP for the game. Forrest had 14 tackles, one sack and one blocked punt.

Attendance: 30,446

2001: Dec. 31, 2001 - Clemson 49, Louisiana Tech 24

Score by Period:	1	2	3	4	Final
Clemson	7	7	28	7	49
Louisiana Tech	3	7	0	14	24

With snow falling into the 3rd quarter, both warm-weather teams made the best of a cold situation. The game was close through the first half, with Clemson pulling away on a 28 point run in the third quarter. Clemson's senior quarterback and Most Valuable Player, Woodrow Dantzler, completed 15 of 23 passes for 218 yards. He ran 15 times for 57 yards before leaving with the Tigers ahead 42-10 after the third quarter. Delwyn Daigre earned Louisiana Tech's MVP award with 178 yards on 10 receptions and one TD.

Attendance: 23,472

2000: Dec. 28, 2000 - Boise State 38, UTEP 23

Score by Period	1	2	3	4	Final
UTEP	0	10	3	10	23
Boise State	7	10	7	14	38

Returning to defend its 1999 Humanitarian Bowl victory, Boise State succeeded in overcoming future WAC opponent Texas-El Paso. Boise State senior quarterback Bart Hendricks earned bowl Most Valuable Player honors, scoring three touchdowns and throwing for a fourth leading Boise State to its second-consecutive Humanitarian Bowl win, 38-23 over Texas-El Paso in front of 26,203 fans at Bronco Stadium. UTEP's junior tailback Chris Porter ended the game with a career-high 134 rushing yards in earning UTEP's bowl MVP honor.

Attendance: 26,203

1999: Dec. 30, 1999 - Boise State 34, Louisville 31

Score by Period	1	2	3	4	Final
Louisville	17	7	0	7	31
Boise State	14	7	6	7	34

The game featured 10 lead changes, 31 first-quarter points, 29,283 screaming fans, and ESPN2's largest viewing audience of the bowl season. The two teams heated up the holiday air with 956 offensive yards and 54 first downs. Boise State's MVP of the game was redshirt freshman running back Brock Forsey who rushed for 152 yards and had a school-record 269 all purpose yards. Louisville's MVP honor went to its quarterback, Chris Redman, who threw for 314 yards and two touchdowns.

Attendance: 29,283

1998: Dec. 30, 1998 - Idaho 42, Southern Mississippi 35

Score by Period	1	2	3	4	Final
Southern Mississippi	13	8	0	14	35
Idaho	7	21	7	7	42

The Idaho Vandals stunned Southern Mississippi in 1998 after taking a surprise 28-21 halftime lead and battling through the Golden Eagles' rally attempts to hold onto the victory. Idaho quarterback John Welsh passed for four touchdowns in the game. Welsh was named the MVP for the game for Idaho. Southern Mississippi's MVP award went to Lee Roberts.

Attendance: 19,664

1997: Dec. 29, 1997 - Cincinnati 35, Utah State 19

Score by Period	1	2	3	4	Final
Cincinnati	7	14	14	0	35
Utah State	0	0	13	6	19

Cincinnati was too powerful for Utah State in the inaugural game, out-gaining Utah State 225-63 in rushing yardage, as well as in return yardage with a 129-26 difference. The Bearcats controlled the game from the start with a 21-0 lead by the beginning of the second half. Bearcat quarterback Chad Plummer took Cincinnati game MVP honors with 53 yards rushing, 62 yards passing and 64 yards in receiving. The MVP for Utah State was Steve Smith.

Attendance: 16,131



INDIVIDUAL RECORDS (TOP-THREE, UNLESS NOTED WITH *)

100-YARD RUSHING GAMES*

1.	307	P.J. Daniels	#2003
		Georgia Tech (vs. Tulsa)	
2.	242	Kerwynn Williams	2012
		Utah State (vs. Toledo)	
3.	229	Adam Muema	2013
		San Diego State (vs. Buffalo)	
4.	223	Levi Williams	2021
		Wyoming (vs. Kent State)	
5.	174	Da'Rel Scott	2008
		Maryland (vs. Nevada)	
6.	157	Michael Smith	2011
		Utah State (vs. Ohio)	
7.	152	Brock Forsey	1999
		Boise State (vs. Louisville)	
	152	Clifton Smith	2007
		Fresno State (vs. Georgia Tech)	
9.	149	Isaiah Saunders	2016
		Idaho (vs. Colorado State)	
10.	136	Cooper Marquez	2021
		Kent State (vs. Wyoming)	
11.	134	Chris Porter	2000
		UTEP (vs. Boise State)	
12.	126	Wendell Mathis	2004
		Fresno State (vs. Virginia)	
	126	DeMaundray Woolridge	2009
		Idaho (vs. Bowling Green)	
	126	Dalyn Dawkins	2016
		Colorado State (vs. Idaho)	
15.	125	Devante Mays	2015
		Utah State (vs. Akron)	
16.	122	Derrick Nix	1998
		Southern Miss (vs. Idaho)	
17.	120	Cameron Carroll	2020
		Tulane (vs. Nevada)	
18.	114	Branden Oliver	2013
		Buffal (vs. San Diego State)	
19.	111	Frank Moreau	1999
		Louisville (vs. Boise State)	
20.	110	Riley Burt	2018
		BYU (vs. Western Michigan)	
21.	109	Bryan Bradford	2021
		Kent State (vs. Wyoming)	
22.	105	Devonte Lee	2020
		Nevada (vs. Tulane)	
23.	102	Robert Turbin	2011
		Utah State (vs. Ohio)	
	102	Toa Taua	2020
		Nevada (vs. Tulane)	
25.	101	Bernard Rambert	2001
		Clemson (vs. Louisiana Tech)	
	101	Vai Taua	2008
		Nevada (vs. Maryland)	
	101	Shayne Davern	2014
		Air Force (vs. W. Michigan)	

RUSHING ATTEMPTS

1.	33	Isaiah Saunders	2016
		Idaho (vs. Colorado State)	
2.	31	P.J. Daniels	#2003
		Georgia Tech (vs. Tulsa)	
3.	29	Derrick Nix	1998
		Southern Miss (vs. Idaho)	

AVERAGE YARDS PER CARRY (minimum 10 attempts)

1.	13.1	Kerwynn Williams	(18-235)
		Utah State (vs. Toledo)	2012
	13.1	Michael Smith	(12-157)
		Utah State (vs. Ohio)	2011
3.	12.5	Levi Williams	(16-223)
		Wyoming (vs. Kent State)	2021

RUSHING TOUCHDOWNS

1.	4	P.J. Daniels	#2003
		Georgia Tech (vs. Tulsa)	
4		Levi Williams	2021
		Wyoming (vs. Kent State)	
3.	3	Derrick Nix	1998
		Southern Miss (vs. Idaho)	
3		Brock Forsey	2002
		Boise State (vs. Iowa State)	
3		Kerwynn Williams	2012
		Utah State (vs. Toledo)	
3		Adam Muema	2013
		San Diego State (vs. Buffalo)	
3		Isaiah Saunders	2016
		Idaho (vs. Colorado State)	

300-YARD PASSING GAMES*

1.	445	Nick Stevens	2016
		Colorado State (vs. Idaho)	
2.	402	Carson Strong	^2019
		Nevada (vs. Ohio)	
3.	387	Tyler Sheehan	2009
		Bowling Green (vs. Idaho)	
4.	381	Matt Linehan	2016
		Idaho (vs. Colorado State)	
5.	370	Colin Kaepernick	2008
		Nevada (vs. Maryland)	
6.	366	Chevan Cordeiro	2022
		San Jose State (vs. E. Michigan)	
7.	342	Lee Roberts	1998
		Southern Miss (vs. Idaho)	
8.	335	Bart Hendricks	1999
		Boise State (vs. Louisville)	
9.	329	Shane Morris	2017
		Central Michigan (vs. Wyoming)	
10.	328	Luke McCown	2001
		La. Tech (vs. Clemson)	
11.	317	Zach Wilson	2018
		BYU (vs. Western Michigan)	
12.	314	Chris Redman	1999
		Louisville (vs. Boise State)	
13.	300	Chandler Harnish	2010
		No. Illinois (vs. Fresno State)	

PASSING ATTEMPTS

1.	52	Luke McCown	2001
		Louisiana Tech (vs. Clemson)	
2.	51	Lee Roberts	1998
		Southern Miss (vs. Idaho)	
3.	49	Carson Strong	^2019
		Nevada (vs. Ohio)	

PASS COMPLETIONS

1.	33	Tyler Sheehan	2009
		Bowling Green (vs. Idaho)	
2.	31	Carson Strong	^2019
		Nevada (vs. Ohio)	
3.	30	Lee Roberts	1998
		Southern Miss (vs. Idaho)	

PASS PERCENTAGE

(minimum 15 attempts)	1.	1.000	Zach Wilson	(18-18)
			BYU (vs. Western Michigan)	2018
	2.	.786	Carson Strong	(22-28)
			Nevada (vs. Tulane)	2020
	3.	.767	Tom Brandstater	(23-30)
			Fresno State (vs. Ga Tech)	2007

PASSES HAD INTERCEPTED

1.	4	Shane Morris	2017
		Central Michigan (vs. Wyoming)	
2.	3	Matt Sauk	1997
		Utah State (vs. Cincinnati)	
3		Chris Redman	1999

3		Louisville (vs. Boise State)	2001
		Louisiana Tech (vs. Clemson)	
3		Joe Licata	2013
		Buffalo (vs. San Diego State)	
3		Michael Pratt	2020
		Nevada (vs. Tulane)	

PASSING TOUCHDOWNS

1.	5	Paul Pinegar	2004
		Fresno State (vs. Virginia)	
5		Nick Stevens	2016
		Colorado State (vs. Idaho)	
5		Carson Strong	2020
		Nevada (vs. Tulane)	

TOTAL OFFENSE

1.	450	Nick Stevens	2016
		Colorado State (vs. Idaho)	
2.	416	Chevan Cordeiro	2022
		San Jose State (vs. E. Michigan)	
3.	412	Tyler Sheehan	2009
		Bowling Green (vs. Idaho)	

TOUCHDOWNS RESPONSIBLE FOR

1.	5	Paul Pinegar	2004
		Fresno State (vs. Virginia)	
5		Matt Linehan	2016
		Idaho (vs. Colorado State)	
5		Nick Stevens	2016
		Colorado State (vs. Idaho)	
5		Carson Strong	2020
		Nevada (vs. Tulane)	
5		Dustin Crum	2021
		Kent State (vs. Wyoming)	
5		Levi Williams	2021
		Wyoming (vs. Kent State)	

100-YARD RECEIVING GAMES*

1.	265	Olabisi Johnson	2016
		Colorado State (vs. Idaho)	
2.	219	Freddie Barnes	2009
		Bowling Green (vs. Idaho)	
3.	197	Elijah Cooks	^2019
		Nevada (vs. Ohio)	
4.	178	Delwyn Daigne	2001
		Louisiana Tech (vs. Clemson)	
5.	176	Corey Davis	2014
		W. Michigan (vs. Air Force)	
6.	172	Mike McCoy	2008
		Nevada (vs. Maryland)	
7.	144	Will Blackmon	2005
		Boston College (vs. Boise St.)	
8.	140	Deon Watson	2016
		Idaho (vs. Colorado State)	
9.	137	Isaiah Hamilton	2022
		San Jose State (vs. E. Michigan)	
10.	136	Steve Smith	1997
		Utah State (vs. Cincinnati)	
11.	130	Marko Mitchell	2008
		Nevada (vs. Maryland)	
12.	124	Dylan Collie	2018
		BYU (vs. Western Michigan)	
13.	119	Preston Davis	2009
		Idaho (vs. Bowling Green)	
14.	116	Dante Cephas	2021
		Kent State (vs. Wyoming)	
15.	109	Jonathan Ward	2017
		Central Michigan (vs. Wyoming)	
16.	108	Darius Lassister	2022
		Eastern Michigan (vs. SJSU)	
15.	101	Nykeim Johnson	2021
		Kent State (vs. Wyoming)	

**RECEPTIONS**

1.	17	Freddie Barnes	2009
		Bowling Green (vs. Idaho)	
2.	14	Elijah Cooks	^2019
		Nevada (vs. Ohio)	
3.	13	Mike McCoy	2008
		Nevada (vs. Maryland)	

YARDS PER RECEPTION**(minimum 5 receptions)**

1.	37.9	Olabisi Johnson	(7-265)
		Colorado State (vs. Idaho)	2016
2.	29.0	Dante Cephas	(4-116)
		Kent State (vs. Wyoming)	2021
3.	28.8	Will Blackmon	(5-144)
		Boston Coll. (vs. Boise St.)	2005

RECEIVING TOUCHDOWNS

1.	3	Freddie Barnes	2009
		Bowling Green (vs. Idaho)	
	3	Corey Davis	2014
		W. Michigan (vs. Air Force)	
	3	Michael Gallup	2016
		Colorado State (vs. Idaho)	

ALL-PURPOSE YARDS

1.	309	Bernard Reedy	2012
		Toledo (vs. Utah State)	
2.	307	P.J. Daniels	#2003
		Georgia Tech (vs. Tulsa)	
3.	269	Brock Forsey	1999
		Boise State (vs. Louisville)	
	269	Kerwynn Williams	2012
		Utah State (vs. Toledo)	

PUNT AVERAGE (min. 3 punts)

1.	50.0	Paul Hershey	(6-300)
		Ohio (vs. Utah State)	2011
2.	48.8	Glen Beard	(5-244)
		UTEP (vs. Boise State)	2000
3.	46.3	Quinton Conaway	(3-139)
		Nevada (vs. Ohio)	^2019

PUNTS

1.	8	Johnny Ayers	2005
		Boston College vs. Boise State)	
	8	Travis Baltz	2008
		Maryland (vs. Nevada)	
	8	Brett Jaekle	2008
		Nevada (vs. Maryland)	
	8	Zach Paul	2015
		Akron (vs. Utah State)	

YARDS PER KICKOFF RETURN
(minimum 4 attempts)

1.	33.8	Jerome Thomas	(5-169)
		Idaho (vs. Southern Miss)	1998
	33.8	Zek Parker	(5-169)
		Louisville (vs. Boise State)	1999
3.	32.0	Bernard Reedy	(6-192)
		Toledo (vs. Utah State)	2012

KICKOFF RETURN YARDS

1.	192	Bernard Reedy	2012
		Toledo (vs. Utah State)	
2.	169	Jerome Thomas	1998
		Idaho (vs. Southern Miss)	
	169	Zek Parker	1999
		Louisville (vs. Boise State)	

KICKOFF RETURNS

1.	8	Detrich Clark	2016
		Colorado State (vs. Idaho)	
2.	6	Jamaal Evans	2007
		Georgia Tech (vs. Fresno State)	
	6	Bernard Reedy	2012
		Toledo (vs. Utah State)	

YARDS PER PUNT RETURN**(minimum 4 attempts)**

1.	21.6	Quinton Jones	(7-151)
		Boise St. (vs. Boston College)	2005
2.	18.2	Javier Sanchez	(5-91)
		UTEP (vs. Boise State)	2000
3.	16.3	Tinker Keck	(4-65)
		Cincinnati (vs. Utah State)	1997

PUNT RETURN YARDS

1.	151	Quinton Jones	2005
		Boise State (vs. Boston College)	
2.	91	Javier Sanchez	2000
		UTEP (vs. Boise State)	
3.	65	Tinker Keck	1997
		Cincinnati (vs. Utah State)	

PUNT RETURNS

1.	7	Quinton Jones	2005
		Boise State (vs. Boston College)	
2.	6	Tony Logan	2008
		Maryland (vs. Nevada)	
3.	5	Javier Sanchez	2000
		UTEP (vs. Boise State)	
	5	Tim Gilligan	2002
		Boise State (vs. Iowa State)	

FIELD GOALS

1.	4	Brett Jaekle	2006
		Nevada (vs. Miami)	
2.	3	Ricky Bishop	2000
		UTEP (vs. Boise State)	
	3	Jeremiah Detmer	2012
		Toledo (vs. Utah State)	
	3	Robert Stein	2015
		Akron (vs. Utah State)	
	3	Cooper Rothe	2017
		Wyoming (vs. Central Michigan)	
	3	Brandon Talton	^2019
		Nevada (vs. Ohio)	
	3	Louie Zervos	^2019
		Ohio (vs. Nevada)	

INTERCEPTIONS

1.	3	Michael Pratt	2020
		Tulane (vs. Nevada)	
2.	2	Brad Jackson	1997
		Cincinnati (vs. Utah State)	
	2	Ryan Gasper	2005
		Boston College (vs. Boise State)	

TACKLES

1.	20	Ryan Skinner	1998
		Idaho (vs. Southern Miss)	
2.	19	Sione Takitaki	2018
		BYU (vs. Western Michigan)	
3.	15	Korey Hall	2005
		Boise State (vs. Boston College)	

SACKS

1.	3	Jeff Copp	2000
		Boise State (vs. UTEP)	
	3	Menson Holloway	2000
		UTEP (vs. Boise State)	
	3	Jake Coffman	2010
		No. Illinois (vs. Fresno State)	

FUMBLE RECOVERIES

1.	2	Wil Beck	1998
		Idaho (vs. Southern Miss)	
	2	Joe Anoai	#2003
		Georgia Tech (vs. Tulsa)	
	2	Sam Hammond	^2019
		Nevada (vs. Ohio)	

POINTS

1.	24	P.J. Daniels	#2003
		Georgia Tech (vs. Tulsa)	
	24	Levi Williams	2021
		Wyoming (vs. Kent State)	
3.	18	Derrick Nix	1998
		Southern Miss (vs. Idaho)	
	18	Bart Hendricks	2000
		Boise State (vs. UTEP)	
	18	Brock Forsey	2002
		Boise State (vs. Iowa State)	
	18	Freddie Barnes	2009
		Bowling Green (vs. Idaho)	
	18	Kerwynn Williams	2012
		Utah State (vs. Toledo)	
	18	Adam Muema	2013
		San Diego State (vs. Buffalo)	
	18	Zach Terrell	2014
		W. Michigan (vs. Air Force)	
	18	Michael Gallup	2016
		Colorado State (vs. Idaho)	
	18	Isaiah Saunders	2016
		Idaho (vs. Colorado State)	

TOUCHDOWNS

1.	4	P.J. Daniels	#2003
		Georgia Tech (vs. Tulsa)	
	4	Levi Williams	2021
		Wyoming (vs. Kent State)	
3.	3	Derrick Nix	1998
		Southern Miss (vs. Idaho)	
	3	Bart Hendricks	2000
		Boise State (vs. UTEP)	
	3	Brock Forsey	2002
		Boise State (vs. Iowa State)	
	3	Freddie Barnes	2009
		Bowling Green (vs. Idaho)	
	3	Kerwynn Williams	2012
		Utah State (vs. Toledo)	
	3	Adam Muema	2013
		San Diego State (vs. Buffalo)	
	3	Zach Terrell	2014
		W. Michigan (vs. Air Force)	
	3	Michael Gallup	2016
		Colorado State (vs. Idaho)	
	3	Isaiah Saunders	2016
		Idaho (vs. Colorado State)	

POINTS AFTER TOUCHDOWN

1.	7	Aaron Hunt	2001
		Clemson (vs. Louisiana Tech)	
	7	Wes Feer	2013
		San Diego State (vs. Buffalo)	
	7	Austin Rehkow	2016
		Idaho (vs. Colorado State)	
	7	John Hoyland	2021
		Wyoming (vs. Kent State)	



TEAM HIGHS (TOP-THREE, UNLESS NOTED WITH *)

<p>TOTAL OFFENSE</p> <p>1. 656 Kent State (vs. Wyoming) 2021</p> <p>2. 606 Idaho (vs. Colorado State) 2016</p> <p>3. 600 Colorado State (vs. Idaho) 2016</p> <p>TOTAL OFFENSIVE PLAYS</p> <p>1. 92 Southern Miss (vs. Idaho) 1998</p> <p>2. 90 Cincinnati (vs. Utah State) 1997</p> <p>3. 85 Louisiana Tech (vs. Clemson) 2001</p> <p>YARDS PER PLAY</p> <p>1. 9.4 BYU (vs. Western Michigan) 2018</p> <p>9.4 Utah State (vs. Toledo) 2012</p> <p>3. 9.2 Fresno State (vs. Georgia Tech) 2007</p> <p>POINTS (Game)</p> <p>1. 61 Idaho (vs. Colorado State) 2016</p> <p>2. 52 Georgia Tech (vs. Tulsa) #2003</p> <p>3. 52 Wyoming (vs. Kent State) 2021</p> <p>(First Half - Most Points)</p> <p>1. 30 Eastern Michigan (vs. SJSU) 2022</p> <p>2. 28 Idaho (vs. Southern Miss) 1998</p> <p>28 Maryland (vs. Nevada) 2008</p> <p>28 San Diego State (vs. Buffalo) 2013</p> <p>(Second Half - Most Points)*</p> <p>1. 43 Colorado State (vs. Idaho) 2016</p> <p>(First Quarter - Most Points)*</p> <p>1. 21 Wyoming (vs. Central Michigan) 2017</p> <p>(Second Quarter - Most Points)*</p> <p>1. 21 Idaho (vs. Southern Miss) 1998</p> <p>21 San Diego State (vs. Buffalo) 2013</p> <p>21 Eastern Michigan (vs. SJSU) 2022</p> <p>(Third Quarter - Most Points)*</p> <p>1. 28 Clemson (vs. Louisiana Tech) 2001</p> <p>28 BYU (vs. Western Michigan) 2018</p> <p>(Fourth Quarter - Most Points)</p> <p>1. 36 Colorado State (vs. Idaho) 2016</p> <p><i>(See end of section for combined points)</i></p>	<p>TOUCHDOWNS</p> <p>1. 7 Clemson (vs. Louisiana Tech) 2001</p> <p>7 Georgia Tech (vs. Tulsa) #2003</p> <p>7 San Diego State (vs. Buffalo) 2013</p> <p>7 BYU (vs. Western Michigan) 2018</p> <p>7 Wyoming (vs. Kent State) 2021</p> <p>PASSING YARDS</p> <p>1. 445 Colorado State (vs. Idaho) 2016</p> <p>2. 401 Louisiana Tech (vs. Clemson) 2001</p> <p>401 Nevada (vs. Ohio) ^2019</p> <p>PASSING ATTEMPTS</p> <p>1. 59 Louisiana Tech (vs. Clemson) 2001</p> <p>2. 52 Southern Miss (vs. Idaho) 1998</p> <p>3. 50 Nevada (vs. Ohio) ^2019</p> <p>PASS COMPLETIONS</p> <p>1. 34 Bowling Green (vs. Idaho) 2009</p> <p>2. 32 Nevada (vs. Ohio) ^2019</p> <p>3. 31 Southern Miss (vs. Idaho) 1998</p> <p>PASS PERCENTAGE</p> <p>1. 1.000 BYU (vs. Western Michigan) (19-19) 2018</p> <p>2. .818 Wyoming (vs. Kent State) (9-11) 2021</p> <p>3. .786 Nevada (vs. Tulane) (22-28) 2020</p> <p>PASSING TOUCHDOWNS</p> <p>1. 5 Clemson (vs. Louisiana Tech) 2001</p> <p>5 Fresno State (vs. Virginia) 2004</p> <p>5 Colorado State (vs. Idaho) 2016</p> <p>5 Nevada (vs. Tulane) 2020</p> <p>RUSHING YARDS</p> <p>1. 411 Wyoming (vs. Kent State) 2021</p> <p>2. 371 Georgia Tech (vs. Tulsa) #2003</p> <p>3. 353 Utah State (vs. Toledo) 2012</p> <p>RUSHING ATTEMPTS</p> <p>1. 65 Cincinnati (vs. Utah State) 1997</p> <p>2. 64 Air Force (vs. W. Michigan) 2014</p> <p>3. 55 Clemson (vs. Louisiana Tech) 2001</p> <p>YARDS PER CARRY</p> <p>1. 11.4 Utah State (vs. Toledo) (31-353) 2012</p> <p>2. 7.8 Wyoming (vs. Kent State) (53-411) 2021</p> <p>3. 7.3 No. Illinois (vs. Fresno State) (28-203) 2010</p>	<p>RUSHING TOUCHDOWNS</p> <p>1. 7 Georgia Tech (vs. Tulsa) #2003</p> <p>2. 6 Wyoming (vs. Kent State) 2021</p> <p>3. 5 Utah State (vs. Toledo) 2012</p> <p>5 San Diego State (vs. Buffalo) 2013</p> <p>5 Idaho (vs. Colorado State) 2016</p> <p>FIRST DOWNS</p> <p>1. 30 Idaho (vs. Colorado State) 2016</p> <p>2. 29 Fresno State (vs. Georgia Tech) 2007</p> <p>29 Kent State (vs. Wyoming) 2021</p> <p>THIRD DOWN CONVERSIONS</p> <p>1. 73% Fresno State (vs. Georgia Tech) (8-11) 2007</p> <p>2. 64% Cincinnati (vs. Utah State) (14-22) 1997</p> <p>3. 63% Georgia Tech (vs. Fresno State) (10-16) 2007</p> <p>TIME OF POSSESSION</p> <p>1. 42:17 Cincinnati (vs. Utah State) 1997</p> <p>2. 36:10 Nevada (vs. Tulane) 2020</p> <p>3. 36:05 Idaho (vs. Colorado State) 2016</p> <p>LONGEST DRIVE (PLAYS)</p> <p>1. 96 (13) Eastern Michigan (vs. SJSU) 2022</p> <p>2. 92 (8) Western Michigan (vs. Air Force) 2014</p> <p>3. 91 (9) Fresno State (vs. Georgia Tech) 2007</p> <p>91 (5) Colorado State (vs. Idaho) 2016</p> <p>PUNTS</p> <p>1. 8 Boise State (vs. Iowa State) 2002</p> <p>8 Boston College (vs. Boise State) 2005</p> <p>8 Maryland (vs. Nevada) 2008</p> <p>8 Nevada (vs. Maryland) 2008</p> <p>8 Akron (vs. Utah State) 2015</p>
--	--	--



KICKOFF RETURNS

1.	9	Colorado State (vs. Idaho)	2016
2.	7	Louisville (vs. Boise State)	1999
	7	Louisiana Tech (vs. Clemson)	2001
	7	Georgia Tech (vs. Fresno State)	2007
	7	Bowling Green (vs. Idaho)	2009
	7	Idaho (vs. Bowling Green)	2009
	7	Toledo (vs. Utah State)	2012
	7	Western Michigan (vs. Air Force)	2014
	7	Kent Sate (vs. Wyoming)	2021

INTERCEPTIONS BY

1.	4	Wyoming (vs. Central Michigan)	2017
2.	3	Cincinnati (vs. Utah State)	1997
	3	Boise State (vs. Louisville)	1999
	3	Clemson (vs. Louisiana Tech)	2001
	3	Nevada (vs. Tulane)	2020

FUMBLES RECOVERED BY

1.	6	Georgia Tech (vs. Tulsa)	#2003
2.	5	Idaho (vs. Southern Miss)	1998
3.	4	Wyoming (vs. Central Michigan)	2016

TURNOVERS FORCED (Int/Fum)

1.	8	Wyoming (vs. Central Michigan) (4/4)	2016
2.	6	Georgia Tech (vs. Tulsa) (0/6)	#2003
3.	5	Idaho (vs. Southern Miss) (0/5)	1998

SACKS BY

1.	8	Nevada (vs. Tulane)	2020
2.	7	Georgia Tech (vs. Tulsa)	#2003
	7	UTEP (vs. Boise State)	2000

PENALTIES

1.	14	Louisville (vs. Boise State)	1999
2.	13	San Diego State (vs. Buffalo)	2013
3.	12	Kent State (vs. Wyoming)	2021

PENALTY YARDS

1.	122	San Diego State (vs. Buffalo)	2013
2.	120	Louisville (vs. Boise State)	1999
3.	100	Nevada (vs. Tulane)	2020

TEAM LOWS

TOTAL OFFENSE

1.	144	Tulsa (vs. Georgia Tech)	#2003
2.	275	Iowa State (vs. Boise State)	2002
	275	Wyoming (vs. Central Michigan)	2017

TOTAL OFFENSIVE PLAYS

1.	275	Iowa State (vs. Boise State)	2002
	50	Miami (vs. Nevada)	2006
3.	52	BYU (vs. Western Michigan)	2018

YARDS PER PLAY

1.	2.7	Tulsa (vs. Georgia Tech)	#2003
2.	3.3	Iowa State (vs. Boise State)	2002
3.	3.9	UTEP (vs. Boise State)	2000

POINTS

1.	10	Tulsa (vs. Georgia Tech)	#2003
2.	14	Central Michigan (vs. Wyoming)	2016
3.	15	Toledo (vs. Utah State)	2012

(See end of section for combined points)

TOUCHDOWNS

1.	1	Tulsa (vs. Georgia Tech)	#2003
	1	Nevada (vs. Miami)	2006
	1	Toledo (vs. Utah State)	2012

PASSING YARDS

1.	19	Georgia Tech (vs. Tulsa)	#2003
2.	77	Air Force (vs. Western Michigan)	2014
3.	96	Utah State (vs. Ohio)	2011

PASSING ATTEMPTS

1.	10	Air Force (vs. Western Michigan)	2014
2.	11	Wyoming (vs. Kent State)	2021
3.	13	Georgia Tech (vs. Tulsa)	#2003

PASS COMPLETIONS

1.	5	Air Force (vs. Western Michigan)	2014
2.	7	Georgia Tech (vs. Tulsa)	#2003
3.	9	Ohio (vs. Nevada)	^2019
	9	Wyoming (vs. Kent State)	2021

PASS PERCENTAGE

1.	.357	Iowa State (vs. Boise State) (15-42)	2002
2.	.400	Utah State (vs. Cincinnati) (12-30)	1997
3.	.419	Buffalo (vs. San Diego State) (13-31)	2013

PASSING TOUCHDOWNS

1.	0	Georgia Tech (vs. Tulsa)	#2003
	0	Toledo (vs. Utah State)	2012
	0	Utah State (vs. Toledo)	2012
	0	Air Force (vs. Western Michigan)	2014
	0	Western Michigan (vs. BYU)	2018
	0	Ohio (vs. Nevada)	^2019

RUSHING YARDS

1.	-56	Tulsa (vs. Georgia Tech)	#2003
2.	18	Central Michigan (vs. Wyoming)	2017
3.	28	Miami (vs. Nevada)	2006

RUSHING ATTEMPTS

1.	19	Nevada (vs. Ohio)	^2019
2.	20	Utah State (vs. Cincinnati)	1997
3.	24	Bowling Green (vs. Idaho)	2009

YARDS PER CARRY

1.	-2.2	Tulsa (vs. Georgia Tech) (26- -56)	#2003
2.	0.7	Central Michigan (vs. Wyoming)	2017
3.	0.9	Miami (vs. Nevada)	2006

RUSHING TOUCHDOWNS

1.	0	Tulsa (vs. Georgia Tech)	#2003
	0	Fresno State (vs. Virginia)	2004
	0	Nevada (vs. Miami)	2006
	0	Fresno State (vs. No. Illinois)	2010
	0	Toledo (vs. Utah State)	2012
	0	Buffalo (vs. San Diego State)	2013
	0	Western Michigan (vs. Air Force)	2014
	0	Utah State (vs. Akron)	2015
	0	Wyoming (vs. Central Michigan)	2017

FIRST DOWNS

1.	10	Tulsa (vs. Georgia Tech)	#2003
2.	13	Miami (vs. Nevada)	2007
3.	15	Utah State (vs. Cincinnati)	1997
	15	Georgia Tech (vs. Tulsa)	#2003
	15	Wyoming (vs. Central Michigan)	2017

THIRD DOWN CONVERSIONS

1.	18%	Boise State (vs. UTEP) (2-11)	2000
	18%	Tulsa (vs. Georgia Tech) (2-11)	#2003
	18%	Ohio (vs. Nevada) (2-11)	^2019



TIME OF POSSESSION

1.	17:43	Utah State (vs. Cincinnati)	1997
2.	23:50	Tulane (vs. Nevada)	2020
3.	23:55	Colorado State (vs. Idaho)	2016

PUNTS

1.	0	No. Illinois (vs. Fresno State)	2010
	0	Wyoming (vs. Kent State)	2021
3.	1	San Diego State (vs. Buffalo)	2013
	1	Kent State (vs. Wyoming)	2021

FEWEST TURNOVERS

1.	0	Bosie State (vs. Iowa State)	2002
	0	Fresno State (vs. Virginia)	2004
	0	Virginia (vs. Fresno State)	2004
	0	Northern Illinois (vs. Fresno State)	2010
	0	Ohio (vs. Utah State)	2011
	0	Idaho (vs. Colorado State)	2016
	0	Wyoming (vs. Central Michigan)	2017
	0	Tulane (vs. Nevada)	2020
	0	Kent State (vs. Wyoming)	2021
	0	Wyoming (vs. Kent State)	2021

PENALTIES

1.	1	Nevada (vs. Miami)	2006
2.	2	Ohio (vs. Nevada)	^2019
3.	3	Utah State (vs. Cincinnati)	1997
	3	Air Force (vs. Western Michigan)	2014

PENALTY YARDS

1.	10	Nevada (vs. Miami)	2006
2.	13	Utah State (vs. Cincinnati)	1997
3.	20	Ohio (vs. Nevada)	^2019

MISCELLANEOUS

**MOST COMBINED POINTS
(Game - Top-3)**

1.	111	Idaho 61, Colorado State 50	2016
2.	90	Wyoming 52, Kent State 38	2021
3.	85	Idaho 43, Bowling Green 42	2009

(First Half -Most Points)*

1.	49	Idaho 28, Southern Miss 21	1998
----	----	----------------------------	------

(Second Half - Most Points)*

1.	84	Colorado State 43, Idaho 41	2016
----	----	-----------------------------	------

(First Quarter - Most Points)*

1.	31	Louisville 17, Boise State 14	1999
----	----	-------------------------------	------

(Second Quarter - Most Points)*

1.	31	San Diego State 21, Buffalo 10	2013
----	----	--------------------------------	------

(Third Quarter - Most Points)*

1.	28	Clemson 28, Louisiana Tech 0	2001
	28	Fresno State 14, Georgia Tech 14	2007
	28	Idaho 21, Colorado State 7	2016
	28	BYU 28, Western Michigan 0	2018

(Fourth Quarter - Most Points)*

1.	56	Colorado State 36, Idaho 29	2016
----	----	-----------------------------	------

**FEWEST COMBINED POINTS
(Game - Top-3)**

1.	41	Miami 21, Nevada 20	2006
2.	44	Akron 23, Utah State 21	2015
3.	47	Ohio 24, Utah State 23	2011

(First Half - Fewest Points)*

1.	13	Georgia Tech 10, Tulsa 3	2003
----	----	--------------------------	------

(Second Half - Fewest Points)*

1.	16	Nevada 9, Miami 7	2006
----	----	-------------------	------

(First Quarter - Fewest Points)*

1.	0	Idaho 0, Colorado State 0	2016
----	---	---------------------------	------

(Second Quarter - Fewest Points)*

1.	6	Georgia Tech 3, Tulsa 3	2003
----	---	-------------------------	------

(Third Quarter - Fewest Points)*

	6	Utah State 3, Toledo 3	2012
	6	Wyoming 6, Central Michigan 0	2017

(Fourth Quarter - Fewest Points)*

1.	3	Utah State 3, Toledo 0	2012
	3	Air Force, 3, Western Michigan 0	2014

(First Half - Fewest Points)*

1.	6	Utah State 6, Cincinnati 0	1997
----	---	----------------------------	------

	6	Nevada 6, Miami, (Fla.) 0	2006
--	---	---------------------------	------

ATTENDANCE

1.	30,493	Boston College vs. Boise State	2005
2.	30,446	Iowa State vs. Boise State	2002
3.	29,283	Louisville vs. Boise State	1999

LONG PLAYS

RUSH

1.	80 !	Levi Williams Wyoming (vs. Kent State)	2021
2.	77 !	Bart Hendricks Boise State (vs. UTEP)	2000
3.	65 !	Cameron Carroll Tulane (vs. Nevada)	2020

PASS

1.	80 !	Dustin Crum to Dante Cephas Kent State (vs. Wyoming)	2021
2.	78	Kirby Freeman to Sam Shields Miami (vs. Nevada)	2006
3.	75 !	Matt Sauk to Steve Smith Utah St. (vs. Cincinnati)	1997

INTERCEPTION

1.	80 !	Shaunard Harts Boise State (vs. Louisville)	1999
2.	59	Tinker Keck Cincinnati (vs. Utah State)	1997
3.	33	Jonathon Amaya Nevada (vs. Maryland)	2008

FUMBLE RETURN

1.	60 !	Dexter Walker Air Force (vs. Western Michigan)	2014
2.	58	Carl Granderson Wyoming (vs. Central Michigan)	2017
3.	56	Rodney Coe Akron (vs. Utah State)	2015

PUNT

1.	69	Aaron Dalton Utah State (vs. Akron)	2015
2.	63	Glen Beard UTEP (vs. Boise State)	2000
2.	62	Mike Lingua Fresno State (vs. Virginia)	2004

PUNT RETURN

1.	92 !	Quinton Jones Boise State (vs. Boston College)	2005
2.	50	Vern Benard Idaho (vs. Southern Miss)	1998
3.	36	Tim Gilligan Boise State (vs. Iowa State)	2002

KICKOFF RETURN

1.	99 !	Torrey Smith Maryland (vs. Nevada)	2008
2.	98 !	Jerome Thomas Idaho (vs. Southern Miss)	1998
3.	91 !	Zek Parker Louisville (vs. Boise State)	1999

FIELD GOAL

1.	51	Michael Cklamovski No. Illinois (vs. Fresno State)	2010
	51	Brandon Talton Nevada (vs. Ohio)	^2019
3.	49	Brent Visintainer Fresno State (vs. Virginia)	2004

! - scoring play

^ - game played Jan. 3, 2020, representing 2019 season

- game played Jan. 3, 2004, representing 2003 season



TEAM MVPS

- 2022: Dec. 20, 2022 – Eastern Michigan 41, San Jose State 27 (Eastern Michigan - Taylor Powell)
- 2021: Dec. 21, 2021 – Wyoming 52, Kent State 28 (Wyoming - Levi Williams)
- 2020: Dec. 22, 2020 – Nevada 38, Tulane 27 (Nevada - Carson Strong)
- 2019: Jan. 3, 2020 – Ohio 30, Nevada 21 (Ohio - Nathan Rourke)
- 2018: Dec. 21, 2018 – BYU 49, Western Michigan 18 (BYU - Zach Wilson)
- 2017: Dec. 22, 2017 – Wyoming 37, Central Michigan 14 (Wyoming - Josh Allen)
- 2016: Dec. 22, 2016 – Idaho 61, Colorado State 50 (Idaho - Matt Linehan)
- 2015: Dec. 22, 2015 – Akron 23, Utah State 21 (Akron - Robert Stein)
- 2014: Dec. 22, 2014 – Air Force 38, Western Michigan 24 (Air Force - Shayne Davern; Western Michigan - Corey Davis)
- 2013: Dec. 21, 2013 – San Diego State 49, Buffalo 24 (San Diego State - Adam Muema; Buffalo - Branden Oliver)
- 2012: Dec. 15, 2012 – Utah State 41, Toledo 15 (Utah State - Kerwynn Williams; Toledo - Bernard Reedy)
- 2011: Dec. 17, 2011 – Ohio 24, Utah State 23 (Ohio - LaVon Brazill; Utah State - Michael Smith)
- 2010: Dec. 18, 2010 – Northern Illinois 40, Fresno State 17 (Northern Illinois - Chandler Harnish; Fresno State - Jamel Hamler)
- 2009: Dec. 30, 2009 – Idaho 43, Bowling Green State 42 (Idaho - De'Maundray Woolridge; Bowling Green State - Freddie Barnes)
- 2008: Dec. 30, 2008 – Maryland 42, Nevada 35 (Maryland - Da'Rel Scott; Nevada - Colin Kaepernick)
- 2007: Dec.31,2007 – Fresno State 40, Georgia Tech 28 (Fresno State - Tom Brandstater; Georgia Tech - Jonathan Dwyer)
- 2006: Dec. 31, 2006 – Miami (Fla.) 21, Nevada 20 (Miami, Fla.) - Kirby Freeman; Nevada - Jeff Rowe)
- 2005: Dec. 28, 2005 – Boston College 27, Boise State 21 (Boston College - Matthew Ryan; Boise State - Jared Zabransky)
- 2004: Dec. 27, 2004 - Fresno State 37, Virginia 34 (OT) (Fresno State - Paul Pinegar; Virginia - Marques Hagans)
- 2003: Jan. 3, 2004 - Georgia Tech 52, Tulsa 10 (Georgia Tech - P.J. Daniels; Tulsa - Cort Moffit)
- 2002: Dec. 31, 2002 - Boise State 34, Iowa State 16 (Iowa State - Anthony Forrest; Boise State - Bobby Hammer)
- 2001: Dec. 31, 2001 - Clemson 49, Louisiana Tech 24 (Clemson - Woodrow Dantzler; Louisiana Tech - Delwyn Daigre)
- 2000: Dec. 28, 2000 - Boise State 38, UTEP 23 (Boise State - Bart Hendricks; UTEP - Chris Porter)
- 1999: Dec. 30, 1999 - Boise State 34, Louisville 31 (Boise State's - Brock Forsey; Louisville - Chris Redman)
- 1998: Dec. 30, 1998 - Idaho 42, Southern Mississippi 35 (Idaho - John Welsh; Southern Mississippi - Lee Roberts)
- 1997: Dec. 29, 1997 - Cincinnati 35, Utah State 19 (Cincinnati - Chad Plummer; Utah State - Steve Smith)



BOISE QUICK FACTS

Capitol City of	Idaho
Nickname.....	City of Trees
City Population	241,686
Metro Population	764,718
State Population	1,896,652
Elevation.....	2,730
Annual Precipitation.....	11.58 inches
Annual Snowfall.....	20 inches
Days of Sunshine	206
Entertainment	
Museums.....	15
Parks	104
Acres of Parks and Trails	4,600
Zoo	1
Athletics	
Boise Hawks.....	Baseball
Idaho Steelheads	Hockey
Albertsons Boise Open.....	Golf-Web.com
Snake River Stampede	Pro Rodeo
Caldwell Night Rodeo.....	Pro Rodeo
Bogus Basin	Skiing/Snowboarding
Famous Idaho Potato Bowl	Football

Boise, Idaho's Capital City, offers a rare blend of urban amenities and hometown comfort with interesting and unique sites and attractions, inviting outdoors, unlimited recreation, diverse cultural offerings and a family-friendly atmosphere .

Situated in Southwest Idaho at the foot of the scenic Boise Front, Boise is home to several Fortune 500 companies with national and international headquarters or divisions, sprawling high-tech campuses, Boise State University and other college satellite campuses and regional medical centers . Boise has a population of approximately 225,000, with over 700,000 in the metropolitan area . Considered one of the nation's most remote urban areas, Boise is 336 miles from Salt Lake City and 431 miles from Portland, its closest metropolitan neighbors.

A city that enjoys its easily accessible outdoors, the City of Trees offers a pleasant contrast of mountains meeting desert. The high-desert climate and warmth of the Snake River valley translates to a mild winter -- low humidity, minimal rainfall and an average of only 19 inches of snow annually. Summer visitors enjoy the same low humidity and rainfall numbers with warmer temperatures. The long summer days, with daylight lasting until after 9:30 p.m., allow plenty of time for outdoor recreation .

Whether a local or visitor, while in Boise for the game, plan to enjoy the city to its fullest. And make sure to include Bogus Basin Mountain Recreation Area in your itinerary. Bogus Basin is located just 16 miles north of Boise's city center. It is the perfect, affordable winter activity for all ages. Bogus offers 2,600 acres of skiable terrain including nordic skiing on 37 km of groomed trails with 3.8 km of solar-lit trails; day and night downhill skiing and snowboarding on 53 groomed runs with an 1,800 ft vertical drop; three graduated-level terrain parks; and the Pepsi GoldRush Tubing Hill. There are three lodges on the mountain. Childcare, rentals and lessons are available. Visitors staying at Boise hotels may take advantage of a special "Buy One alpine or nordic ticket and Get One Free" promotion. Ask the front desk staff at your hotel for more information.

While fun in the snow is quite popular, there are several "must see" attractions and activities in the Boise area. Stroll along the Basque Block – on Grove Street between Capitol Blvd and 6th Street - for a taste of the colorful Basque culture. Visit the Basque Museum and Boarding House for an interpretation of Boise's Basque heritage. Try some Basque food and drink at Gernika or Leku Ona or shop for Basque food and wine specialties at the Basque Market .

Just east of downtown is the Old Idaho Territorial Penitentiary, one of four territorial prisons still in existence in the U.S. A recent subject of the Travel Channel's "Ghost Adventures" show, the Old Pen housed many Wild West desperadoes in its time. Built in 1870, it closed in 1973 following prisoner riots over living conditions. The imposing sandstone compound includes a self-guided walking tour, transportation museum and the nation's largest collections of historic arms and military memorabilia. The Old Pen is flanked by the Idaho Botanical Garden which is lit for the holidays with over 550,000 sparkling lights. Be dazzled by the spectacular display of color and light in the Garden - artistically arranged and beautifully designed. Enjoy hot refreshments, cookies and roaring bonfires while you revel in the holiday atmosphere.

Other outdoor interests located along the Boise River and connected by the Greenbelt include the Idaho Anne Frank Human Rights Memorial near downtown and the M.K. Nature Center. The Memorial is an example of what can happen when a community and an entire state come together for a cause. The first in the United States to honor Anne Frank, the Idaho Anne Frank Human Rights Memorial offers a lesson on courage, strength, dignity of human spirit and the value of human rights for all men and women.

The M.K. Nature Center offers a one-of-a-kind fish and wildlife experience on a 4.6-acre site. The Nature Center's outdoor nature walk and indoor visitor center provide a glimpse of Idaho's many landscapes and abundant wildlife through hands-on exhibits. Underwater viewing windows along the stream walk give visitors a "fish-eye" view of the world. The Center is open from dawn to dusk and is a favorite among local and visiting families.

Back indoors at the World Center for Birds of Prey, visitors can see rare falcons and eagles up close and the inner workings of an endangered species program. This unique center on the outskirts of Boise is the most sophisticated facility in the world for breeding and releasing birds of prey. Interactive exhibits, hands-on displays and live birds make this a wonderful attraction. There are many more interesting attractions in the area including the Idaho Black History Museum, Idaho Historical Museum, Boise Art Museum, Zoo Boise and the Discovery Center of Idaho – a hands-on science museum – all located in Julia Davis Park.

If shopping and dining are favorite pastimes, you are sure to find your fill. Downtown is jam-packed with boutiques, art galleries and restaurants. The downtown streets, BoDo, the Linen District and nearby Hyde Park are home to numerous shops and boutiques selling casual and formal attire, decorative house wares, outdoor apparel, antiques, imported goods and much, much more. Boise also offers a regional shopping mall, while Meridian



is home to the valley's newest mall, the Village. More than 144 restaurants, coffee shops, brewpubs and cafes, many with cozy patios, line the streets of downtown, the perfect spot to relax or enjoy a meal with friends. Enjoy late nights? Many clubs and bars feature live bands and entertainment.

For those wishing to experience scenic beauty and more winter recreation, drive three hours to the northeast to the resort town of Sun Valley – home of the nation's first commercial ski resort. The quaint town of McCall on beautiful Payette Lake and near Brundage Mountain Ski Resort, and the place where many Boiseans go to get away, is 2.5 hours north on Hwy 55.



ALBERTSONS STADIUM

Albertsons Stadium is the home of Boise State University football and the Famous Idaho Potato Bowl. The venue opened in 1970 with 14,500 seats at a cost of \$2.2 million. In 1974, the east side upper deck was added, increasing the seating capacity to 20,000. Portable end zone seating had the capacity of the stadium at 22,600 through the 1996 season.

The stadium was expanded to 30,000 seats prior to the start of the 1997 football season. Included in the \$10 million project was the additional seating in the southwest and southeast corners, construction of the Allen Noble Hall of Fame Gallery and completion of the Larry and Marianne Williams Plaza.

In 2008, Stueckle Sky Center opened and the capacity increased to 32,000. The four-level facility includes loge boxes, club seating, sky suites

and gameday media operations for Boise State home football games. Additionally, five individual banquet style or meeting room spaces are located throughout the 131,000-square-foot facility.

Temporary mobile seating was added in the north and south end zones prior to the 2009 campaign and 3,500 permanent seats were added to the area in summer 2012. The current seating capacity is 36,363.

Boise State established a first in 1986 by installing blue AstroTurf as its playing surface. The second blue AstroTurf was installed in 1995 and a third prior to the 2002 season. A blue FieldTurf surface was installed in 2008. It was replaced in 2010 and again in 2019. Other schools had special color projects in the end zone area prior to the Broncos, but Boise State was the first to have the entire field produced in a special color. There were two green AstroTurf fields installed prior to 1986. The first was during the original construction of the current stadium in 1970, with the second installed prior to the 1978 season.

In 2013, the Bleymaier Football Center opened and a new videoboard was added in the north end zone. That videoboard was resized in 2022 to its current 2360x1120 (px). A brand new videoboard in the south end zone was installed prior to the 2023 season and measures 3640x1520 (px).

"THE BLUE"

► Albertsons Stadium is home to the Boise State football team. It seats 36,363 spectators.

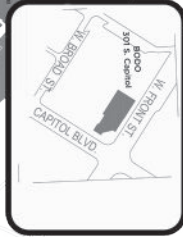
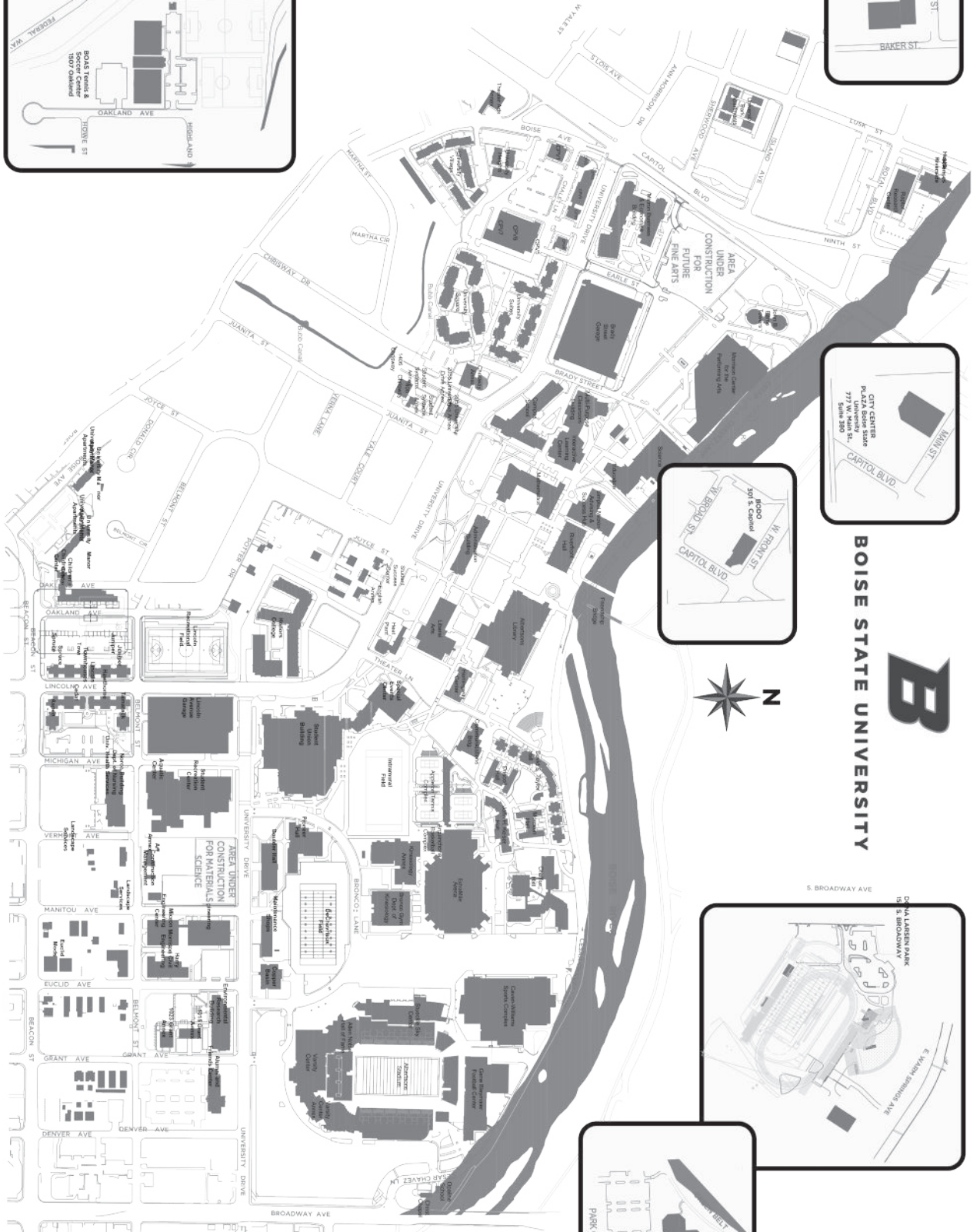
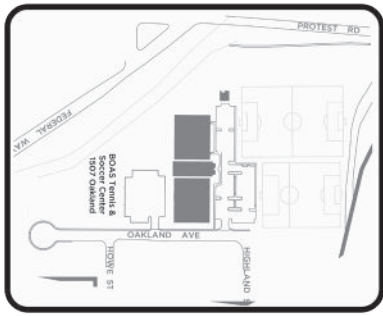
► Albertsons Stadium is the site of college football's Famous Idaho Potato Bowl.

► Albertsons Stadium features the world's only collegiate blue football field (FieldTurf). The turf was ranked by ESPN.com as one of the 12 greatest sports spots in America (one of two on college campuses).

IDAHO POTATO COMMISSION

Established in 1937, the Idaho Potato Commission (IPC) is a state agency that is responsible for promoting and protecting the famous "Grown in Idaho®" seal, a federally registered trademark that assures consumers they are purchasing genuine, top-quality Idaho® potatoes. Idaho's ideal growing conditions, including rich, volcanic soil, climate and irrigation differentiate Idaho® potatoes from potatoes grown in other states.





BOISE STATE UNIVERSITY

